



Transportation

Observer Programme

Day 2 – 16 Feb 2011

Presented by Petra Balčíková

Transportation Manager



10. ZIMNÍ EVROPSKÝ OLYMPIJSKÝ FESTIVAL MLÁDEŽE 2011
10th EUROPEAN YOUTH OLYMPIC WINTER FESTIVAL 2011




Petra Balčíková
Transportation Manager



Section Overview

Transportation groups:

- Athletes & teams
- Service people
- Observers
- VIPs
- OC
- Volunteers



Transportation operations


Arrival at the airport

-  information desk

During the Festival

-  information desk at the NOC centre

Departure



Transportation inputs

- 🎨 EYOWF Information System at www.eyowf2011.cz/IS
- 🎨 The NOCs, VIP guests, Observers had to provide information about the arrivals and departures of the delegation, the number of vehicles
- 🎨 Ad-hoc information during the festival



Transportation possibilities 1/3

Own vehicles

- Delegations/teams/media must receive accreditation and pick up VAP (vehicle access permit) at the OLV and only then may:
 - take their equipment to the venues
 - park at places according their accreditation

OC shuttle bus for teams

- Information at the welcome desks – at both arrival halls in the Prague – Ruzyně Airport
- At the airport - buses with extra luggage space for teams
- Transportation to the OLV
- Transportations of the equipment to the venues (team cabins)
- IH teams will each drive in a special bus loaded with their luggage directly from the airport to the Ice Hockey venue then to the OLV

Public transportation

- for accredited people for free

Transportation possibilities 2/3

Shuttle Bus Service

- The bus service runs on special lines according to a fixed timetable
- Timetable will take into consideration the sport programme and requirements of each sport
- Timetable – in block's entrance halls, NOC Services center, websites, bus stops

LINE AS	Alpine skiing	OLV ↔ Areál Ještěd
LINE BIA	Biathlon	OLV ↔ Areál Břízky
LINE CC	Cross Country	OLV ↔ Areál Vesec
LINE FS	Figure Skating	OLV ↔ Svijanská Aréna
LINE IH	Ice Hockey	OLV ↔ Tipsport Aréna
LINE NC	Nordic Combined	OLV ↔ Ještěd ↔ Vesec
LINE SJ	Ski Jumping	OLV ↔ Areál Ještěd
LINE SNB	Snowboarding	OLV ↔ rejdice

Special Car Service (VIP guest transport)

- Transport of individuals or smaller groups mostly not according to fixed timetable is provided in accordance to the specific or individual needs (VANs, personal cars)

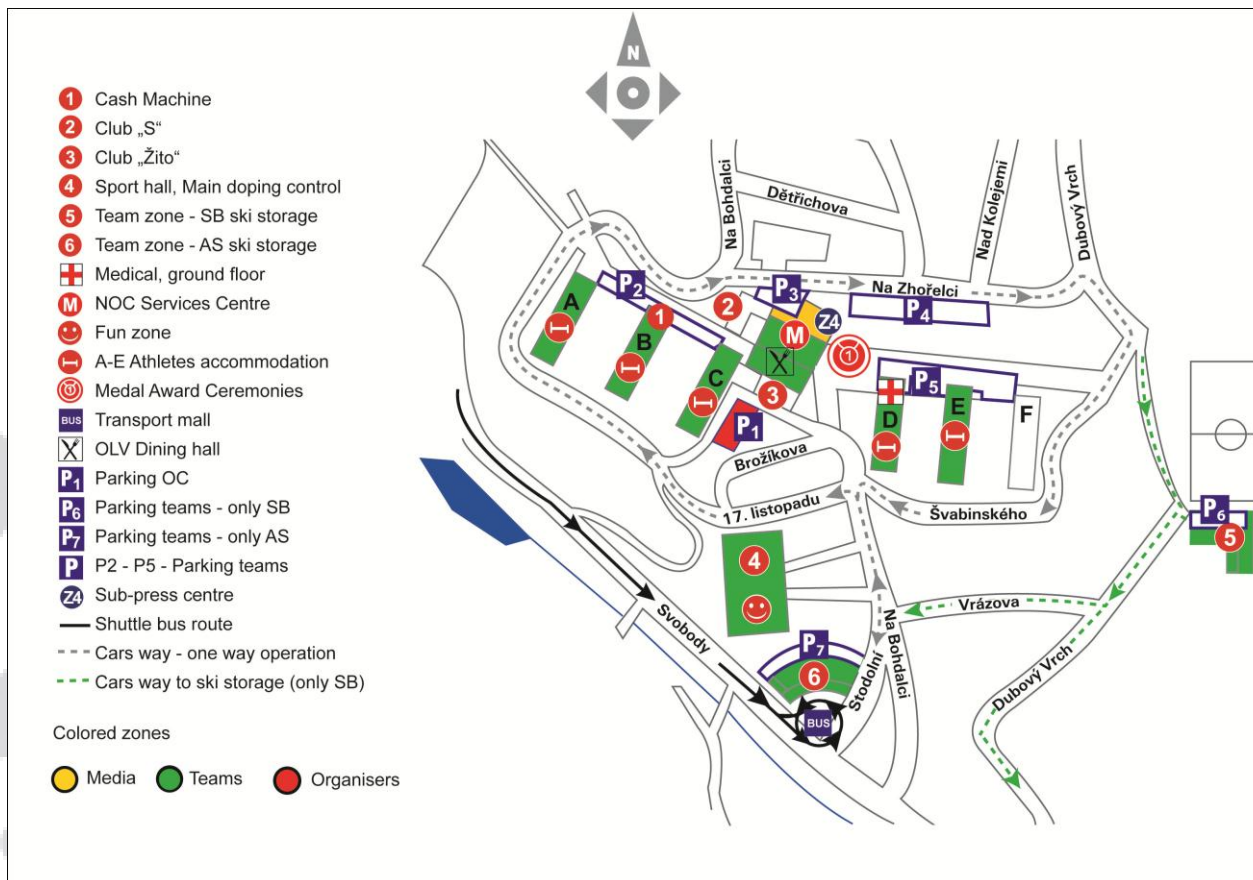
Transportation possibilities 3/3

City line

- the line from the Olympic Village to the Official EOC hotel, city centre and to the Tipsport arena, dormitory Vesec and the same way back
- operates at regular intervals
- actual timetable available in Transport section at www.eyowf2011.cz



Transportation at the Olympic Village



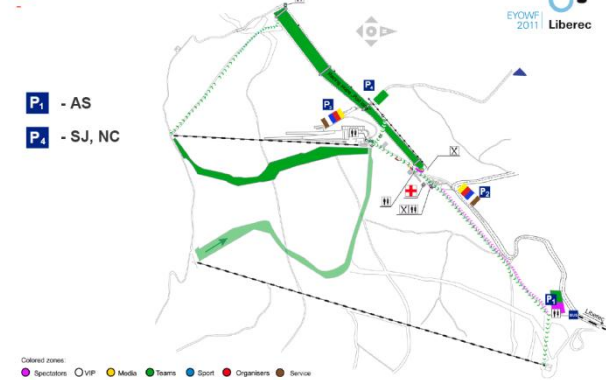
VAP – Vehicle access permit

- ❁ Parking system at each venue and the OLV operating on parking and access cards (VAP)
 - Placed on windscreen
 - VAP will be coloured – based on the application form completed in IS
 - Parking for teams at every venue (limited number of cars)

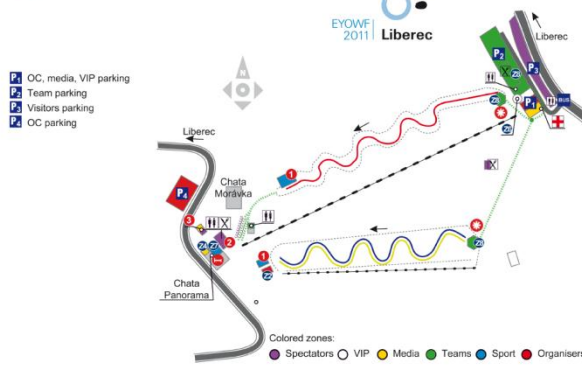


Parking system

Venue Ještěd
Parking system



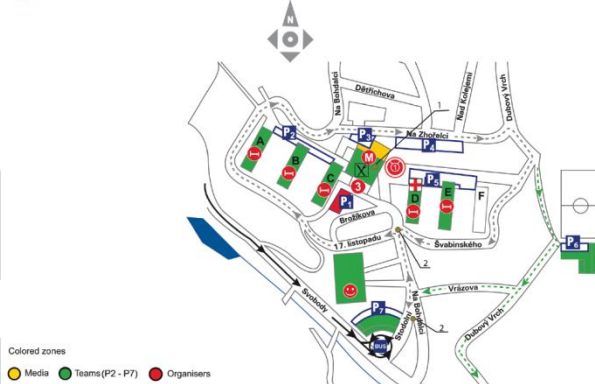
Snowboard park Rejdic
Parking system



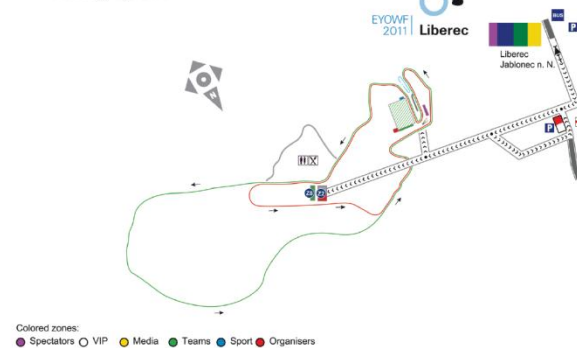
Cross Country Venue Vesec
Parking system



Olympic Village Harcov
Parking system



Biathlon Venue Břizky
Parking system



Major points

Transportation partner - Škoda Auto

- 45 personal cars
- 5 multivans

Bus transport

- Contract with company
- 35 buses over the festival



Recommendations

Information input

- Control, control, control

Bus timetables

- Changes in buses timetables
- Be careful to print initial timetables into the manual before the festival start
- Athletes were not well informed by Chefs de Mission (communication problem from CdeM to athletes)

Be flexible, operative and have enough reserves (cars, buses)

Communication to Transport Volunteers